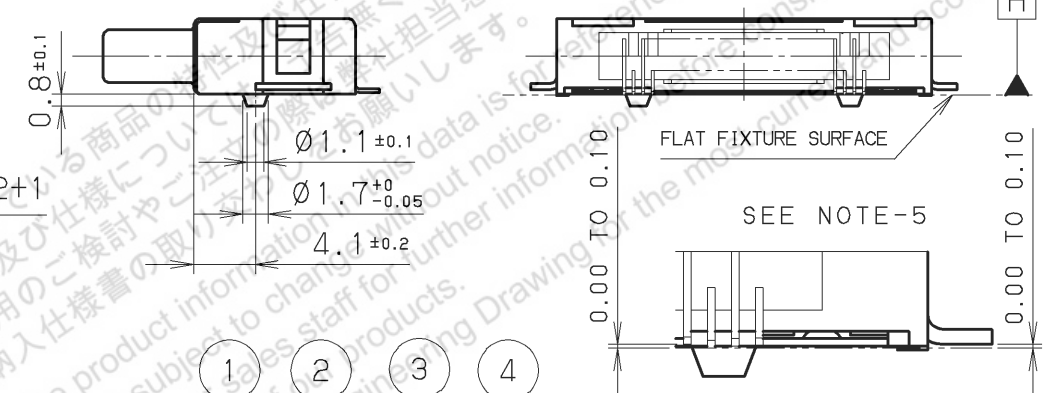
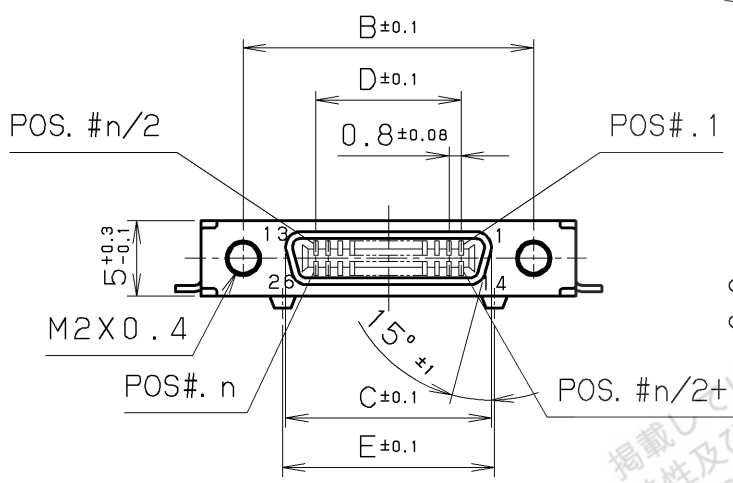
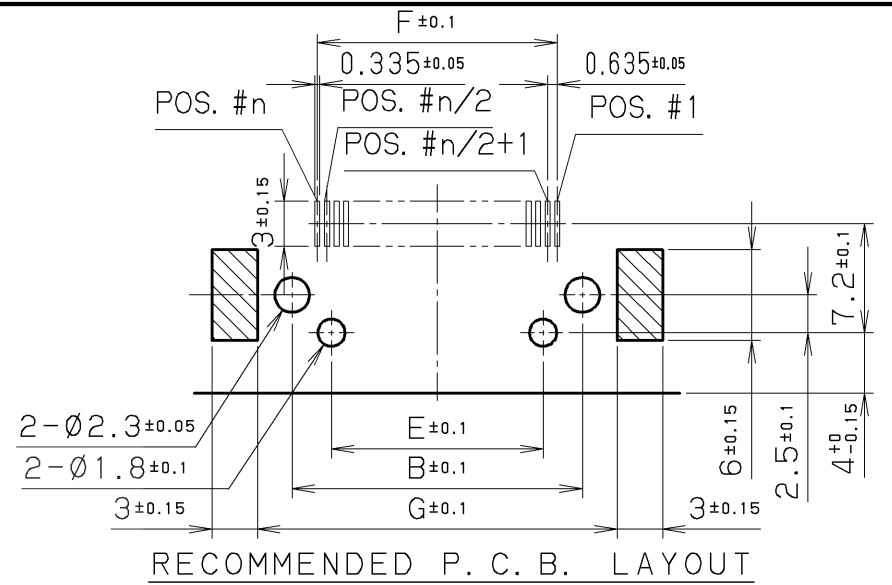
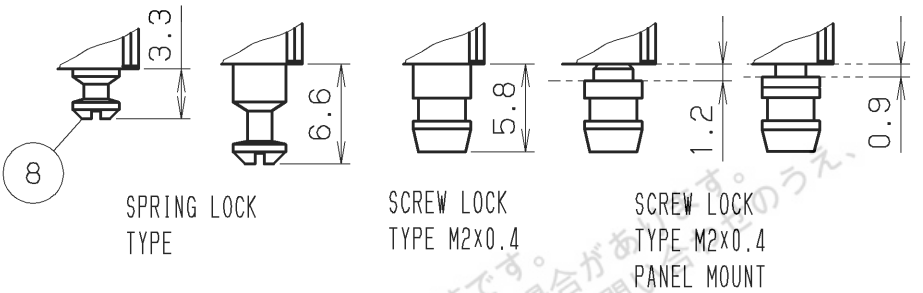


PART No.	TYPE	NOTE
HDR-EA () LFYPG1+		
HDR-EA () LFYPG1-SLD+	SCREW LOCK TYPE	
HDR-EA () LFYPG1-SLE+	SPRING LOCK TYPE (6.6)	
HDR-EA () LFYPG1-SLF+	SCREW LOCK (PANEL 0.9)	SEE NOTE. #4
HDR-EA () LFYPG1-SLG+	SCREW LOCK (PANEL 1.2)	SEE NOTE. #4
HDR-EA () LFYPG1-SLK+	SPRING LOCK TYPE (3.3)	

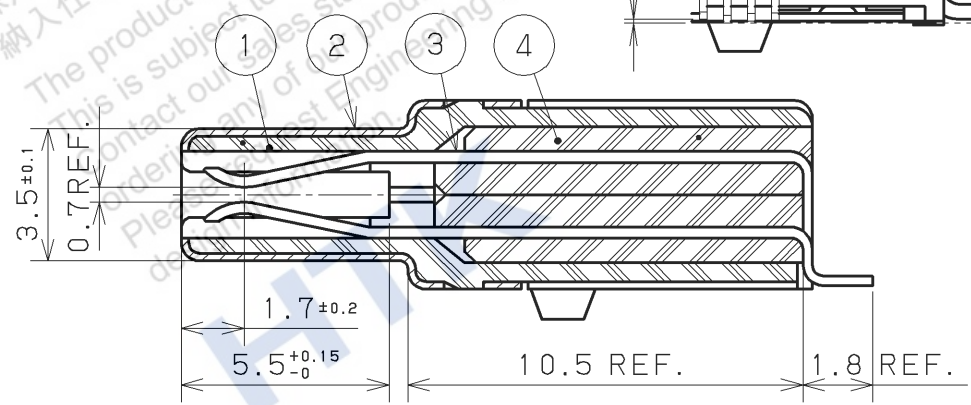
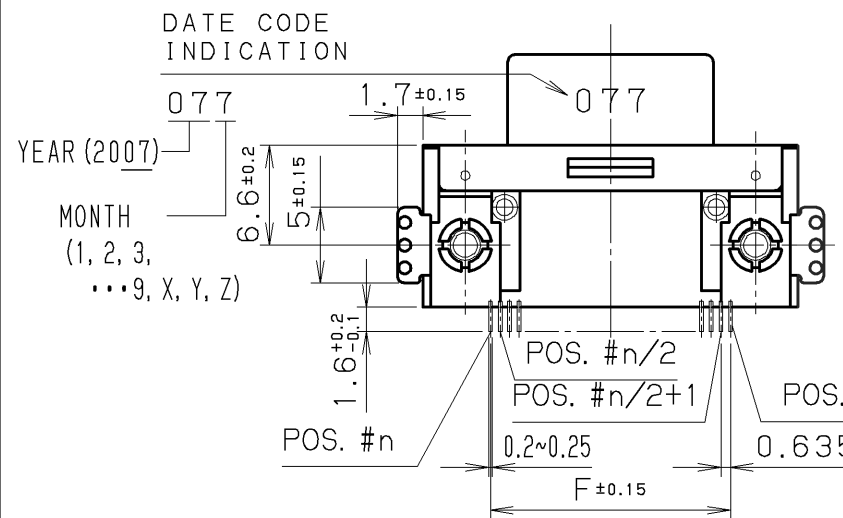
LOCK SCREWS



- CONTACT PLATING
MATING AREA
0.76 MICRO METERS MINIMUM GOLD PLATING
TERMINATION AREA
0.05 MICRO METERS MINIMUM GOLD PLATING

UNDERPLATING: NICKEL PLATING 1.3μm MIN.

- MATING CONNECTOR
HDR-E () MAG+
HDR-E () MAG1+
- SPECIFICATION
RATED CURRENT 0.5A
RATED VOLTAGE 125V AC (r. m. s.)
- TWO LOCK SCREWS ARE SUPPLIED WITH A CONNECTOR.
- THE DIMENSION OF PIN TAIL'S LOWER SURFACE TO DETUM 'H' SURFACE: 0.00 TO 0.10.
THE CONECTOR SHOULD BE ON FLAT FIXTURE SURFACE WHEN THE DIMENSIONS ARE MEASURED.



CONTACT DETAIL (5/1)

8	LOCK SCREW	STEEL	2	NICKEL PLATING	
7	HEX. NUT	BRASS 26pos. STEEL 14pos.	2	NICKEL PLATING	M2X0.4
6	EARTH PLATE	PHOSPHOR BRONZE	2	NICKEL PLATING	
5	SQR. NUT	BRASS	2	NICKEL PLATING	M2X0.4
4	INSULATOR B	PPS (GF)	1		UL94V-0 BLACK
3	CONTACT	PHOSPHOR BRONZE	n	SEE NOTE #1	
2	SHELL	STEEL	1	NICKEL PLATING	
1	INSULATOR A	LCP (GF) 26pos. PPS (GF) 14pos.	1		UL94V-0 BLACK

LTR.	DATE	BY	REV.	DESCRIPT	No.	PART NAME	MATERIAL	QTY	FINISH	NOTE
	2017.12.12	Y. K	1	Mistake						

DATE	SCALE	UNIT	3RD. A. P	HTK HONDA TSUSHIN KOGYO CO., LTD.	
Jul.12(2007)	2 / 1	mm (INCH)		NAME	0.8mm SPACING RIGHTANGLE FEMALE CONNECTOR
DR.	DE.	CHK.	CHK.	APP.	PART NO.
S. MURAKAMI	S. MURAKAMI	S. YOSHIDA		Y. KATO	HDR-EA () LFYPG1 () +
					REV.

PART NO.	n (NO. OF POS.)	DIMENSIONS						
		A	B	C	D	E	F	G
HDR-EA26LFYPG1 () +	26	24.8	19.2	13.6	0.8x12=9.6	14	15.875	23.8
HDR-EA14LFYPG1 () +	14	20	14.4	8.8	0.8x6=4.8	9.2	8.255	19