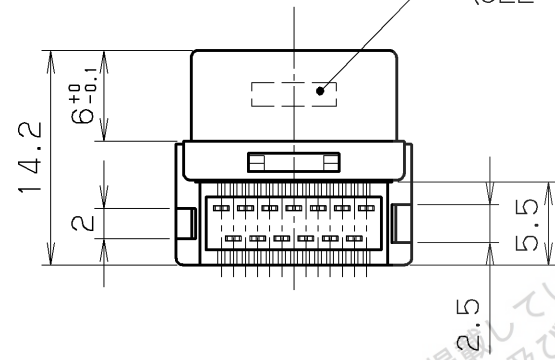


CONTACT DETAIL (5/1)

TYPE NAME OF SYMBOL  
AND LOT No. (DATE)  
(SEE TABLE)



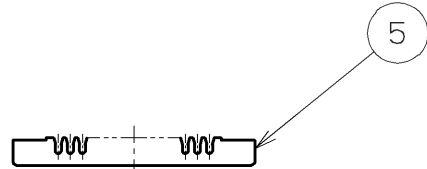
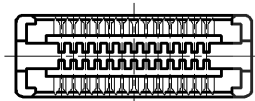
NOTE 1. CONTACT PLATING  
GOLD 0.76μm MIN. ON MATING AREA,  
GOLD 0.05μm ON TERMINATION AREA,  
ALL OVER NICKEL 1.5μm MIN. UNDERPLATED.

2. APPLICABLE CONNECTOR AND COVER  
HDR-EA ( ) LMY ( ) G1-SLE+, HDR-E ( ) LP ( )

3. ASS'Y TOOLS  
FHAT-0004A: PROTRUDE WIRE CUT  
FHPT-0004A: IDC PRESS

4. SPECIFICATION  
RATED CURRENT 0.5A (PEAK TO PEAK 1A) / 1 CONTACT  
RATED VOLTAGE 125V AC (r. m. s.)

PART NO.	APPLICABLE WIRE SIZE	TYPE NAME SYMBOL	CABLE HOUSING COLOR
HDR-E ( ) FG1+	28AWG (7/0.127) INSULATION O.D Ø0.58	FG1	BLACK
HDR-E ( ) FAG1+	30AWG (7/0.1) INSULATION O.D Ø0.58	FAG1	BLACK
HDR-E ( ) FBG1+	32AWG (7/0.08) INSULATION O.D Ø0.44	FBG1	GLAY



掲載している製品の特性及び仕様は参考値です。  
特性及び仕様については、弊社に無く変更する場合があります。  
採用のご検討やご注文の際は、弊社担当窓口までお問い合わせのうえ、  
納入仕様書の取り交わしをお願いします。

The product information in this data is for reference only.  
This is subject to change without notice.  
Contact our sales staff for further information before considering an accurate  
ordering any of our products.  
Please request Engineering Drawing for the most current and accurate  
design information.

△3				5	CABLE HOUSING	PBT	2		UL94V-0 SEE TABLE
△2				4	SPACER	PBT	2		UL94V-0 BLACK
△1				3	INSULATOR	PBT	1		UL94V-0 BLACK
				2	SHELL	STEEL	1	NICKEL PLATING	—
				1	FEMALE CONTACT	PHOSPHOR BRONZE	n	NOTE#1	—

LTR.	DATE	BY	REV.	DESCRIPT	No.	PART NAME	MATERIAL	QTY	FINISH	NOTE
	DATE Mar. -29 2004		SCALE 2/1		UNIT mm (INCH)	3RD. A. P	HONDA TSUSHIN KOGYO CO., LTD.			
	APP. DATE&REV.									
	DR.	DE.	CHK.	CHK.	APP.	NAME	0.8mm SPACING SHIELDED BOARD TO CABLE FEMALE CONNECTOR (IDC)			
	Y. KATO	Y. KATO	—	C. NUNOKAWA	H. EBIHARA	PART NO.	HDR-E ( ) F ( ) G1+			

HDR-E26F ( ) G1+	15.6	0.8x12=9.6	13.6
HDR-E14F ( ) G1+	10.8	0.8x6=4.8	8.8
PART No.	A	B	C