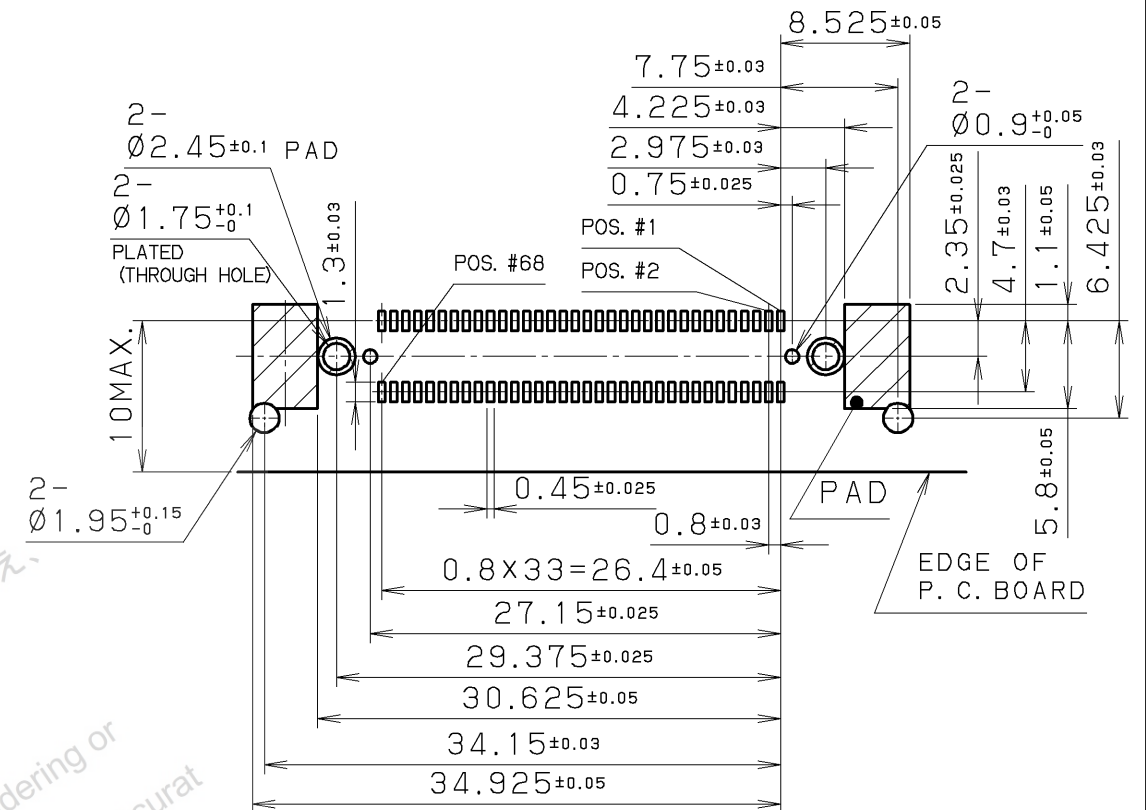
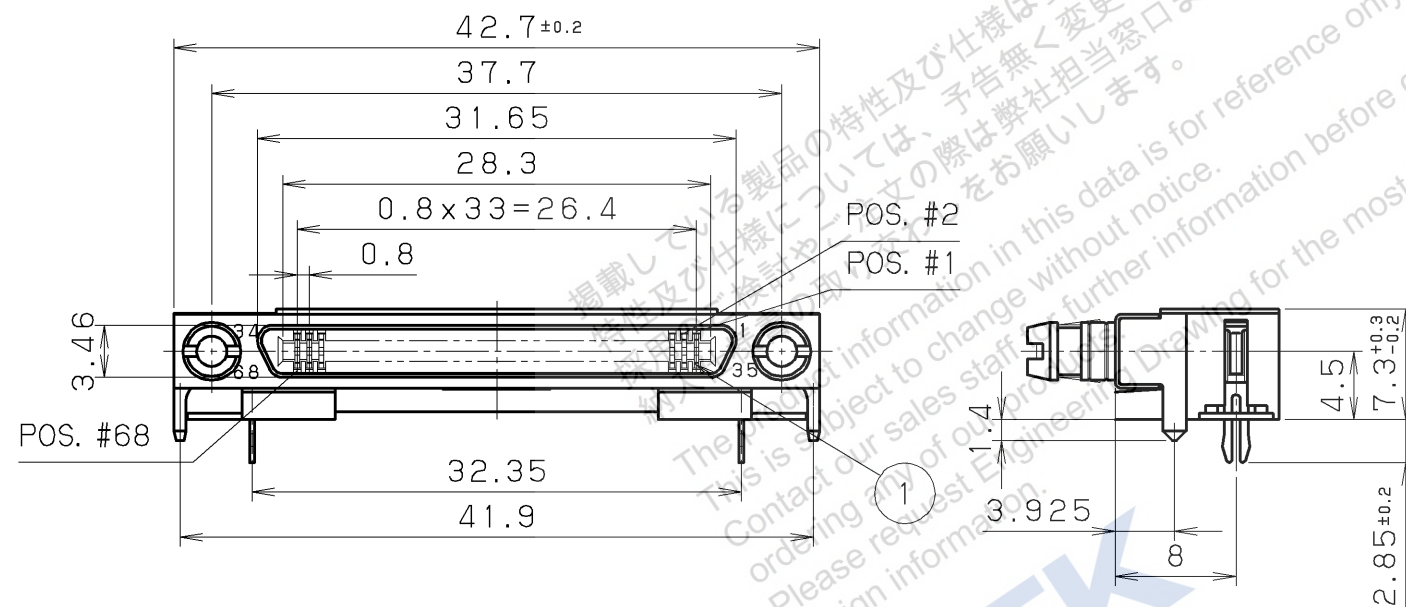


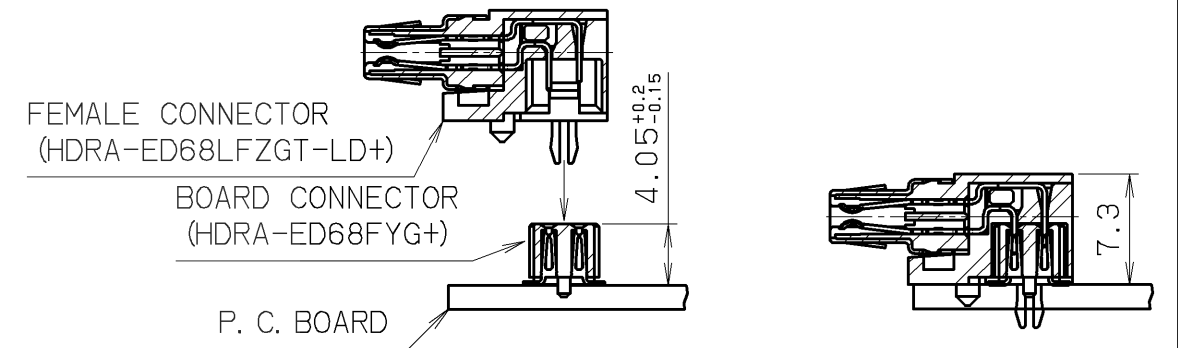
DETAIL A  
(SCALE=5/1)  
FEMALE SCREW  
M2x0.4



RECOMMENDED P. C. B. LAYOUT FOR HDRA-ED68LFZGT-LD+ AND HDRA-ED68FYG+ CONNECTORS  
(CONNECTOR SIDE VIEW)

FEMALE CONNECTOR (HDRA-ED68LFZGT-LD+) IS ASSEMBLED TO BOARD CONNECTOR (HDRA-ED68FYG+) SHOWN IN THE FOLLOWING SKETCH.

HOW TO ASSEMBLE.



NOTE 1. CONTACT PLATING  
CONTACT AREA: GOLD 0.76µm MIN.  
TERMINAL AREA: GOLD 0.2µm  
ALL OVER NICKEL UNDERPLATED

- 2. MATING BOARD CONNECTOR P/N: HDRA-ED68FYG+
- 3. MATING CABLE CONNECTOR P/N: HDRA-E68M ( ) 1+

7	EARTH PLATE	PHOSPHOR BRONZE	2	TIN PLATING	
6	LOCK SCREW	STEEL	2	NICKEL PLATING	
5	SHELL	STEEL	1	NICKEL PLATING	
4	INSULATOR C	PA9T	1		UL94V-0 BLACK
3	INSULATOR B	PA9T	1		UL94V-0 BLACK
2	INSULATOR A	PA9T	1		UL94V-0 BLACK
1	CONTACT	PHOSPHOR BRONZE	68	SEE NOTE.1	

LTR.	DATE	BY	REV.	DESCRIPT	No.	PART NAME	MATERIAL	QTY	FINISH	NOTE
	Jan.31, 2011		2 / 1			3RD. A. P			HONDA TSUSHIN KOGYO CO., LTD.	
									NAME	0.8mm SPACING 68POS. R/A SINGLE STACK FEMALE CONNECTOR
									PART NO.	HDRA-ED68LFZGT-LD+
									REV.	