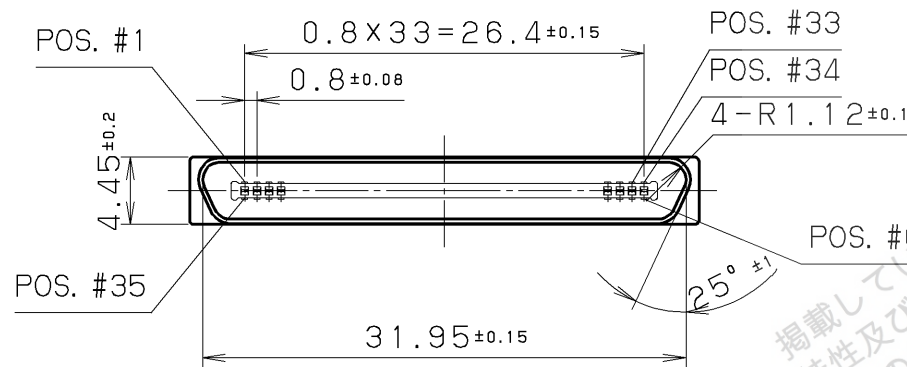
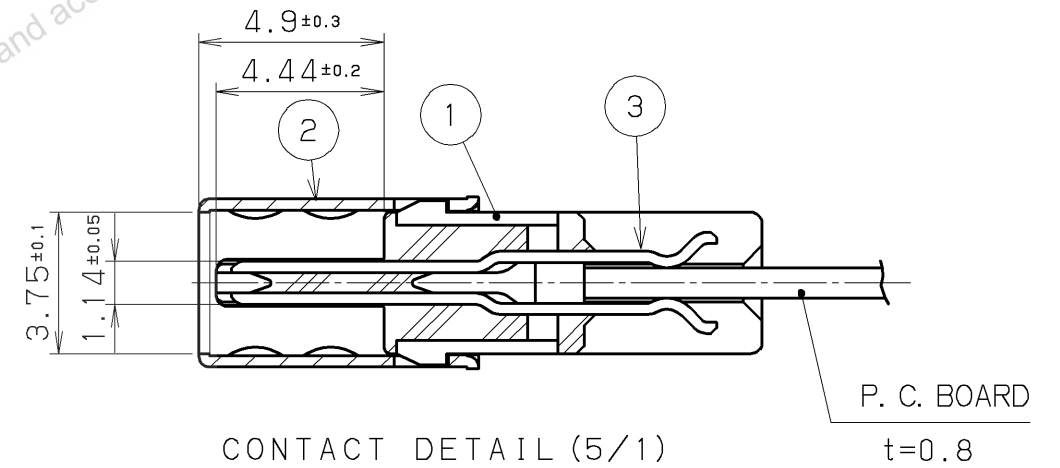


RECOMMENDED P. C. B. LAYOUT
(REFERENTIAL LAYOUT)

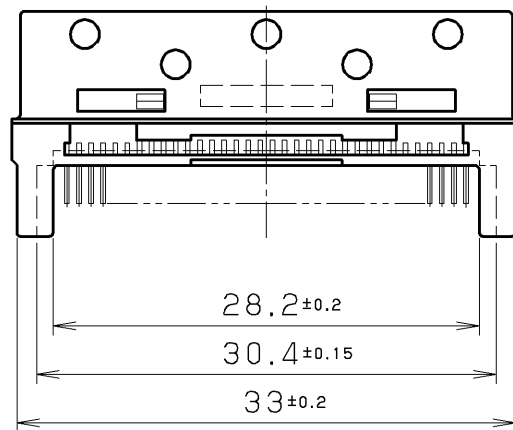


NOTE 1. SPECIFICATION
RATED CURRENT 0.3A
RATED VOLTAGE 30V A. C. (r. m. s.)

2. CONTACT PLATING
CONTACT AREA: GOLD 0.1 μm MIN.
OVER PALLADIUM/NICKEL 0.5 μm
TERMINAL AREA: GOLD 0.05 μm
ALL OVER NICKEL UNDERPLATED.



CONTACT DETAIL (5/1)



△3				3	CONTACT	PHOSPHOR BRONZE	68	SEE NOTE 2		
△2				2	SHELL	STEEL	1	NICKEL		
△1				1	INSULATOR	LCP (GF)	1		UL94V-0 BLACK	
LTR.	DATE	BY	REV.	DESCRIP	No.	PART NAME	MATERIAL	QTY	FINISH	NOTE
	DATE		SCALE	UNIT	3RD. A. P	HONDA TSUSHIN KOGYO CO., LTD.				
	Oct. 12 (2004)		2/1	mm (INCH)						
	APP. DATE&REV.									
	DR.	DE.	CHK.	CHK.	APP.	NAME	0.8mm SPACING 68POS. STRADDLE MOUNT TYPE MALE CONNECTOR			REV.
	Y. KATO	Y. KATO	—	C. NUNOKAWA	H. EBIHARA	PART NO.	HDRA-E68MT+			