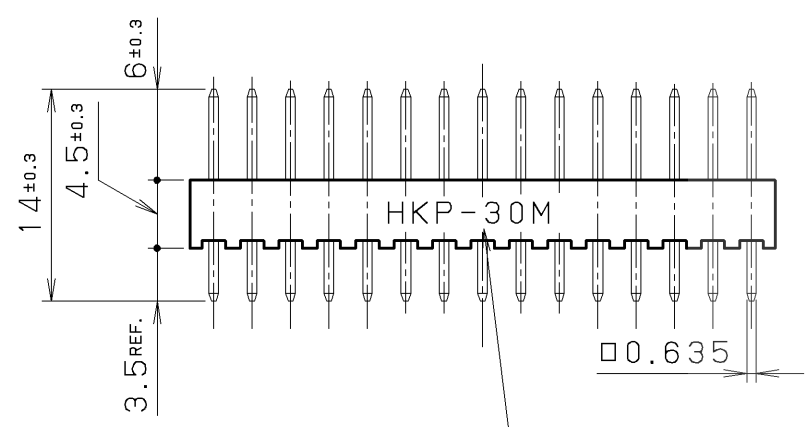
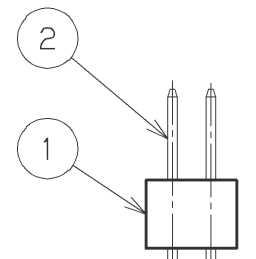


Recommended P. C. B. layout



Part No. marking
(Note 3)



掲載している製品の特性及び仕様は参考値です。
 特性及び仕様については、予告無く変更する場合があります。
 採用のご検討やご注文の際は弊社担当窓口までお問い合わせのうえ、
 納入仕様書の取り交わしをお願いします。
 The product information in this data is for reference only.
 This is subject to change without notice.
 Contact our sales staff for further information before considering or
 ordering any of our products.
 Please request Engineering Drawing for the most current and accurat
 design information.

Table 1.

No. of Pos.	Part No.	A±0.2	B REF.
4	HKP-4M1 ()	2.54	5.68
6	HKP-6M1 ()	5.08	8.22
8	HKP-8M1 ()	7.62	10.76
10	HKP-10M1 ()	10.16	13.30
12	HKP-12M1 ()	12.70	15.84
14	HKP-14M1 ()	15.24	18.38
16	HKP-16M1 ()	17.78	20.92
18	HKP-18M1 ()	20.32	23.46
20	HKP-20M1 ()	22.86	26.00
22	HKP-22M1 ()	25.40	28.54
24	HKP-24M1 ()	27.94	31.08
26	HKP-26M1 ()	30.48	33.62
28	HKP-28M1 ()	33.02	36.16
30	HKP-30M1 ()	35.56	38.70
32	HKP-32M1 ()	38.10	41.24
34	HKP-34M1 ()	40.64	43.78
36	HKP-36M1 ()	43.18	46.32
38	HKP-38M1 ()	45.72	48.86
40	HKP-40M1 ()	48.26	51.40
42	HKP-42M1 ()	50.80	53.94
44	HKP-44M1 ()	53.34	56.48
46	HKP-46M1 ()	55.88	59.02
48	HKP-48M1 ()	58.42	61.56
50	HKP-50M1 ()	60.96	64.10
52	HKP-52M1 ()	63.50	66.64
54	HKP-54M1 ()	66.04	69.18
56	HKP-56M1 ()	68.58	71.72
58	HKP-58M1 ()	71.12	74.26
60	HKP-60M1 ()	73.66	76.80
62	HKP-62M1 ()	76.20	79.34
64	HKP-64M1 ()	78.74	81.88
66	HKP-66M1 ()	81.28	84.42
68	HKP-68M1 ()	83.82	86.96
70	HKP-70M1 ()	86.36	89.50

Table 2.

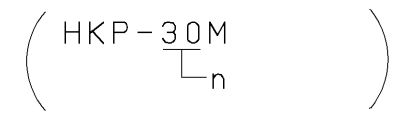
Part No.	Plating	n
HKP-(n)M1	Gold 0.2µm min.	4~70
HKP-(n)M1E	Gold 0.05µm min.	4~70
HKP-(n)M1T	Tin/Lead 2µm min.	4~20
HKP-(n)M1Z	Gold 0.3µm min.	4~70

Note1. This figure shows HKP-30M1 ().

Note2. "n" shows No. of Pos.

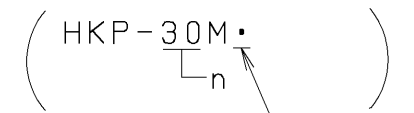
Note3. Part No. marking :

1) In the case of HKP-(n)M1, M1T, M1Z



There is no Part No. marking on 4 and 6 pos. connectors.

2) In the case of HKP-(n)M1E



About Ø1 mark

There is no Part No. marking on 4 and 6 pos. connectors.

Note4. This connector cuts an insulator at the B size part and makes a connector.

△										
△				2	Contact	Phosphor bronze	n	See table2.	—	
△				1	Insulator	PBT	1	—	UL94V-0 Black	
LTR.	DATE	BY	REV.	DESCRIPT	No.	PART NAME	MATERIAL	QTY	FINISH	NOTE
DATE		SCALE		UNIT		3RD. A. P		HTK HONDA TSUSHIN KOGYO CO., LTD.		
Aug. 11 (2003)		5/1		mm (INCH)						
APP. DATE&REV.										
DR.	DE.	CHK.	CHK.	APP.	NAME		Male connector			
S. IJIMA	S. IJIMA	—	C. NUNOKAWA	H. EBIHARA	PART NO.		HKP-(n)M1 ()			
									REV.	