

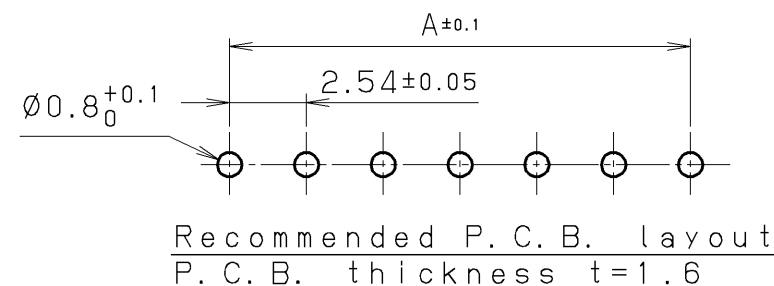
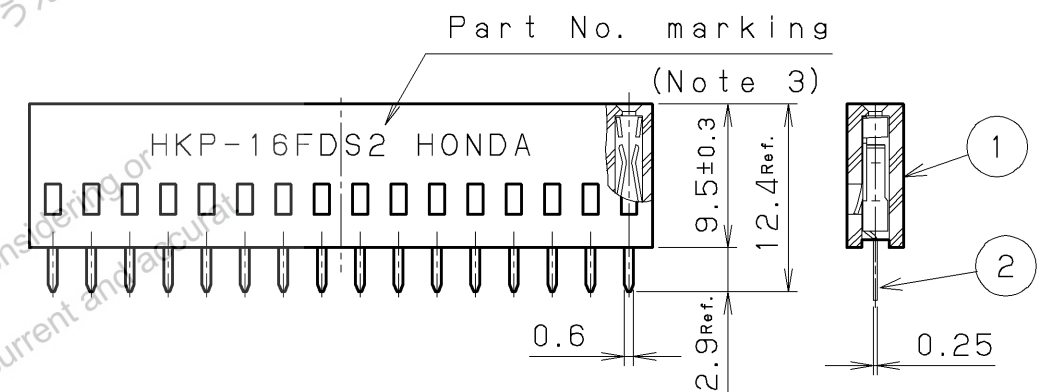
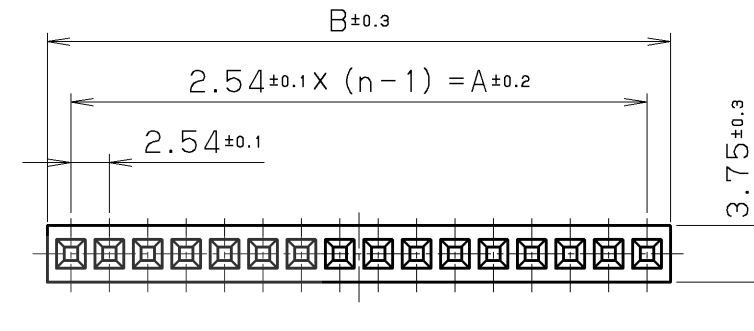
Table 1

n	Part number	A	B
2	HKP-2FDS ()	2.54	5.68
3	HKP-3FDS ()	5.08	8.22
4	HKP-4FDS ()	7.62	10.76
5	HKP-5FDS ()	10.16	13.30
6	HKP-6FDS ()	12.70	15.84
7	HKP-7FDS ()	15.24	18.38
8	HKP-8FDS ()	17.78	20.92
9	HKP-9FDS ()	20.32	23.46
10	HKP-10FDS ()	22.86	26.00
11	HKP-11FDS ()	25.40	28.54
12	HKP-12FDS ()	27.94	31.08
13	HKP-13FDS ()	30.48	33.62
14	HKP-14FDS ()	33.02	36.16
15	HKP-15FDS ()	35.56	38.70
16	HKP-16FDS ()	38.10	41.24
17	HKP-17FDS ()	40.64	43.78
18	HKP-18FDS ()	43.18	46.32
19	HKP-19FDS ()	45.72	48.86
20	HKP-20FDS ()	48.26	51.40
21	HKP-21FDS ()	50.80	53.94
22	HKP-22FDS ()	53.34	56.48
23	HKP-23FDS ()	55.88	59.02
24	HKP-24FDS ()	58.42	61.56
25	HKP-25FDS ()	60.96	64.10
26	HKP-26FDS ()	63.50	66.64
27	HKP-27FDS ()	66.04	69.18
28	HKP-28FDS ()	68.58	71.72
29	HKP-29FDS ()	71.12	74.26
30	HKP-30FDS ()	73.66	76.80
31	HKP-31FDS ()	76.20	79.34
32	HKP-32FDS ()	78.74	81.88
33	HKP-33FDS ()	81.28	84.42
34	HKP-34FDS ()	83.82	86.96
35	HKP-35FDS ()	86.36	89.50

n	Part number	A	B
36	HKP-36FDS ()	88.90	92.04
37	HKP-37FDS ()	91.44	94.58
38	HKP-38FDS ()	93.98	97.12
39	HKP-39FDS ()	96.52	99.66
40	HKP-40FDS ()	99.06	102.2
41	HKP-41FDS ()	101.6	104.74
42	HKP-42FDS ()	104.14	107.28
43	HKP-43FDS ()	106.68	109.82
44	HKP-44FDS ()	109.22	112.36
45	HKP-45FDS ()	111.76	114.9
46	HKP-46FDS ()	114.3	117.44
47	HKP-47FDS ()	116.84	119.98
48	HKP-48FDS ()	119.38	122.52
49	HKP-49FDS ()	121.92	125.06
50	HKP-50FDS ()	124.46	127.6

Table 2

Part No.	Plating	
	Contact area	Termination area
HKP- (n) FDS2	Gold 0.2μm	Gold 0.05μm
HKP- (n) FDS5	Gold 0.2μm	Nickel 1μm
HKP- (n) FDS6	Gold 0.2μm	Tin/Lead 2μm
HKP- (n) FDS7	Gold 0.05μm	Gold 0.05μm
HKP- (n) FDS8	Gold 0.76μm	Tin/Lead 2μm



Note1. This figure shows HKP-16FDS ().
 Note2. "n" shows number of contacts.
 Note3. Marking
 Case of HKP- (2~ 4) FDS () : No Marking
 Case of HKP- (5~ 8) FDS () : HKP- (n) FDS ()
 Case of HKP- (9~50) FDS () : HKP- (n) FDS () HONDA
 Note3. This connector cuts an insulator at the B size part and makes a connector.

LTR.	DATE	BY	REV.	DESCRIPT	No.	PART NAME	MATERIAL	QTY	FINISH	NOTE			
△3					2	Contact	Phosphor Bronze	n	See table2.	—			
△2					1	Insulator	PBT	1	—	UL94V-0 Black			
△1													
DATE: May.16 (2005) SCALE: 2/1 UNIT: mm (INCH) 3RD. A. P						HTK HONDA TSUSHIN KOGYO CO., LTD.							
APP. DATE&REV.						DR.	DE.	CHK.	CHK.	APP.	NAME	Female connector	
						M. MIYAZAKI	M. MIYAZAKI	—	C. NUNOKAWA	H. EBIHARA	PART NO.	HKP- () FDS ()	
												REV.	